

# Effect of a Melanocortin-4 Receptor Agonist, Setmelanotide, on Obesity and Hyperphagia in Individuals Affected by Alström Syndrome

P1-P105

Presenting Author:  
Joan C. Han  
jhan14@uthsc.edu

Joan C. Han,<sup>1,2</sup> Fred T. Fiedorek,<sup>3</sup> Michelle Hylan,<sup>3</sup> Cathy Folster,<sup>3</sup> Tarekegn Geberhiwo<sup>4</sup>

<sup>1</sup>Departments of Pediatrics and Physiology, University of Tennessee Health Science Center, Memphis, TN, USA; <sup>2</sup>Children's Foundation Research Institute, Le Bonheur Children's Hospital, Memphis, TN, USA; <sup>3</sup>Rhythm Pharmaceuticals, Boston, MA, USA; <sup>4</sup>Institute of Metabolism and Systems Research, University of Birmingham, Birmingham, United Kingdom

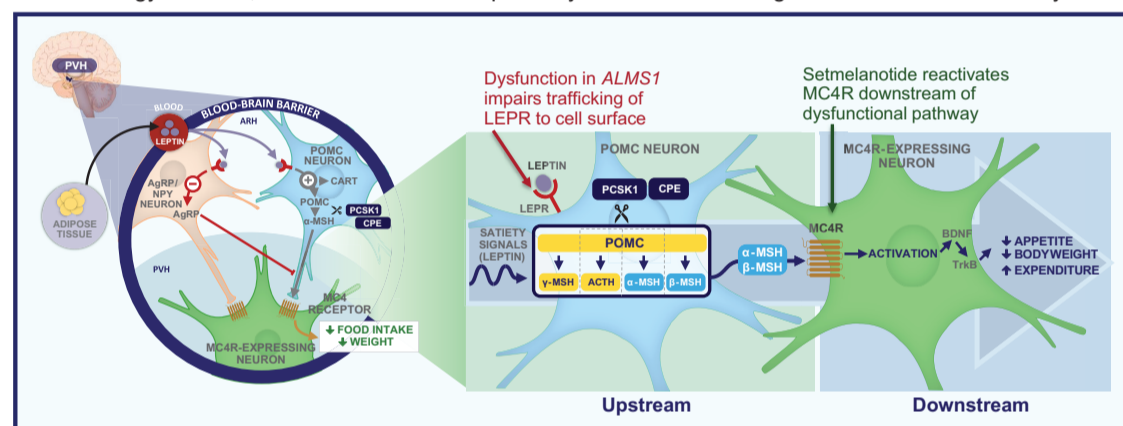
## Summary

- This first participant with Alström syndrome to receive setmelanotide experienced a reduction in hunger, weight, body mass index (BMI), percent body fat, and various glycemic and lipid measurements along with an increase in resting energy expenditure (REE)
- Reduction in body weight and hunger scores were consistent with previous clinical studies in participants with *POMC* or *LEPR* defects<sup>1,2</sup>
  - The safety profile of setmelanotide was consistent with previous reports, and to date, adverse events have been mild, transient, and generally well tolerated<sup>1,3</sup>
- These results support the continued evaluation of setmelanotide for the treatment of obesity and hunger in people with rare genetic disorders of obesity including Alström syndrome

## Introduction

- Setmelanotide is a melanocortin-4 receptor (MC4R) peptide agonist shown to reduce body weight and hunger scores in individuals affected by rare genetic disorders of obesity resulting from defects in the genes *POMC* and *LEPR*<sup>1,4</sup>
- Alström syndrome is a rare genetic ciliopathy characterized by early-onset severe obesity, hyperphagia, retinal dystrophy, sensory hearing loss, cardiomyopathy, and metabolic derangements, including type 2 diabetes mellitus, hypogonadism, and hypothyroidism<sup>5,6</sup>
  - Preclinical data suggest that cilia play a role in the central melanocortin pathway (and a component of this pathway, the MC4R pathway), which regulates energy balance and body weight (Figure 1)<sup>4,7,8</sup>
- The effect of setmelanotide in participants with Alström syndrome is being investigated in an ongoing phase 2 study (ClinicalTrials.gov identifier: NCT03013543)

**Figure 1.** The MC4R pathway, a component of the central melanocortin pathway, regulates appetite and energy balance, and mutations in this pathway can result in rare genetic disorders of obesity.<sup>8-10</sup>



\*AgRP, agouti-related protein; ALMS1, Alström syndrome protein 1; ARH, arcuate nucleus; BDNF, brain-derived neurotrophic factor; CART, cocaine- and amphetamine-related transcript; CPE, carboxypeptidase E; LEPR, leptin receptor; MC4R, melanocortin-4 receptor; MSH, melanocyte-stimulating hormone; NPY, neuropeptide Y; PCSK1, pro-protein convertase subtilisin/kexin type 1; POMC, proopiomelanocortin; PVH, paraventricular nucleus of hypothalamus; TrkB, neurotrophin receptor.

## Objective

- To report preliminary data on the effects of setmelanotide on body weight, hunger scores, and safety in an individual diagnosed with Alström syndrome participating in an ongoing phase 2 study of setmelanotide

## Methods

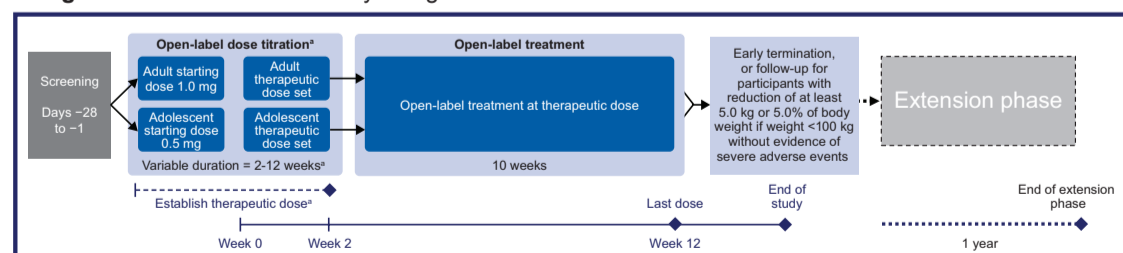
### Study Participants

- This is a phase 2, interventional, open-label, single-arm study enrolling individuals with rare genetic disorders of obesity, including Alström syndrome
  - Participants are ≥12 years of age with a BMI ≥30 kg/m<sup>2</sup> for those ≥18 years of age or weight >97th percentile for age/sex on a growth chart for those ≥12 to <18 years of age
  - Participants must have a genetically confirmed diagnosis of a rare disorder of obesity
- Participants with >2.0% weight loss from intensive diet or exercise regimens within 2 months of enrollment or >10.0% weight loss that was durably maintained following gastric bypass surgery are excluded

### Study Design

- Setmelanotide is administered as a once-daily subcutaneous injection (Figure 2). Initial dosage in adolescents is 0.5 mg/day, with dose titration by 0.5-mg increments every 2 weeks (maximum 3.0 mg)

**Figure 2.** Phase 2 basket study design and treatment duration.



\*The last 2 weeks of the open-label dose titration phase in which the optimal therapeutic dose for a participant is established is considered the first 2 weeks of the open-label treatment phase. Participants then receive an additional 10 weeks of active treatment in the open-label treatment phase for a total of 12 weeks of treatment at the therapeutic dose.

### Endpoints

- The primary endpoint is the mean percent change in body weight after 12 weeks at therapeutic dose
- Secondary endpoints include safety and tolerability, changes in hunger score, percent body fat, laboratory values, and waist circumference
  - For participants who continue into the long-term extension study and who consented to participation in a withdrawal phase, secondary endpoints also include reversal of weight loss and hunger reduction

### Assessments

- Body weight, blood pressure, and heart rate are recorded at each visit
- Body composition (as assessed by InBody 770, InBody, South Korea) and skin and physical examinations, plus metabolic, endocrine, hematologic, and pharmacokinetic testing, are also conducted at regular intervals

- Hunger scores are recorded daily by the participant using the following 3-item hunger questionnaire, with each item scored on a Likert-type scale where 0 equals no hunger at all and 10 equals most hunger:
  - "In the last 24 hours, on average, how hungry did you feel?"
  - "In the last 24 hours, how hungry did you feel when you were the most hungry?"
  - "This morning when you woke up for the day, how hungry did you feel?"
- REE is measured by indirect calorimetry (Parvomedics True One 2400, Parvomedics, Sandy, UT)

## Results

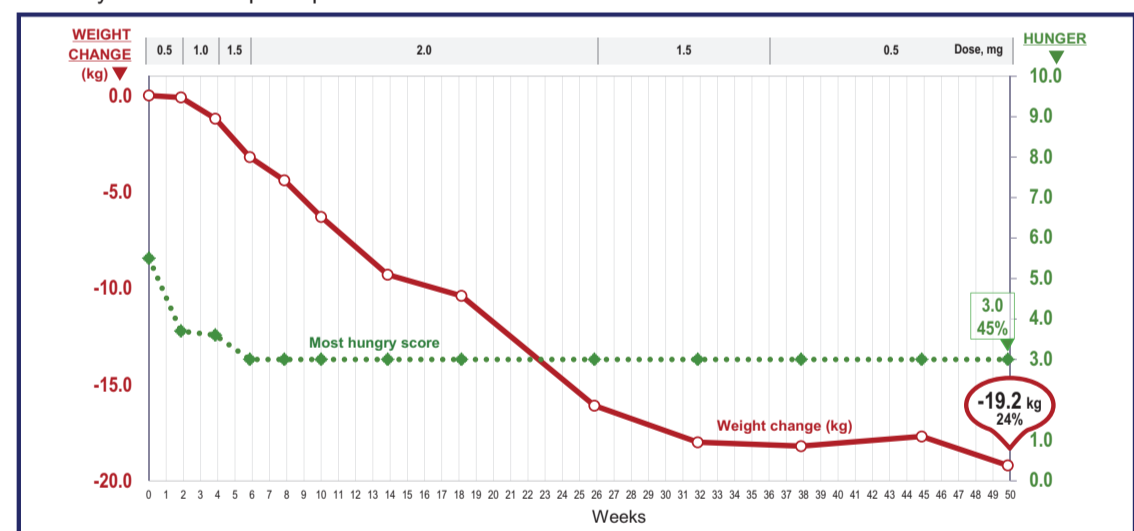
### Participants and Baseline Characteristics

- As of August 2018, 4 participants with Alström syndrome had been enrolled in the study
  - The first is a 12-year-old white male participant treated for 50 weeks
  - His baseline weight was 78.6 kg; BMI was 27.8 kg/m<sup>2</sup> (98th percentile for age and sex); percent body fat was 29.8%; and mean daily hunger scores were 5.5 for most hungry, 4.6 for morning hunger, and 4.1 for average hunger (Figure 3; Table 1)

### Efficacy

- In the 12-year-old male participant, after 18 weeks (12 weeks on therapeutic dose), his body weight was reduced by 13.0%, and his average hunger, most hungry, and morning hunger scores improved, dropping from 4.1, 5.5, and 4.6 (of 10.0) at baseline, respectively, to 3.0, 3.0, and 2.1, respectively
- REE increased from 95% predicted (Mifflin-St. Jeor equation) at baseline to 99% predicted at 18 weeks
- At 50 weeks, his body weight, body fat, and hunger scores were reduced
- Maximum setmelanotide dosage was 2.0 mg/day
  - The dose was reduced after 26 weeks in the study because the participant approached normal body weight (BMI <85th percentile)
  - Weight stabilized at 0.5 mg/day

**Figure 3.** Setmelanotide reduced weight and hunger score throughout 50 weeks of treatment in a 12-year-old male participant.



**Table 1.** Changes in Metabolic Parameters From Baseline in a 12-Year-Old Male Participant

Measure	Baseline value	Last observation value	Week of last observation	Percent or absolute change
Most hungry score	5.5	3.0	50	-45.0%
Morning hunger score	4.6	3.0	50	-35.0%
Average hunger score	4.1	3.0	50	-27.0%
Weight, kg	78.6	59.4	50	-24.0%
Height, cm	168.1	168.8	50	0.0%
BMI, kg/m <sup>2</sup>	27.8	20.8	50	-25.0%
BMI percentile	97.8	75.3	50	-23.0%
Waist circumference, cm	102.4	81.4	50	-21.0%
BIA	29.8	18.2	50	-39.0%
ALT, U/L	120.0	93.0	50	-27.0
HbA1c, mmol/mol	5.6	5.2	45	-0.4
Triglycerides, mg/dL	164.0	101.0	45	-38.0%
HDL, mg/dL	44.0	58.0	45	32.0%
LDL, mg/dL	127.0	78.0	45	-39.0%
Hip circumference, cm	104.6	92.6	45	-12.0
Neck circumference, cm	36.0	33.8	45	-2.2
SBP, mm Hg	124.0	98.0	50	-26.0
DBP, mm Hg	86.0	69.0	50	-17.0

ALT, alanine aminotransferase; BIA, bioelectrical impedance analysis; BMI, body mass index; DBP, diastolic blood pressure; HbA1c, hemoglobin A1c; HDL, high-density lipoprotein cholesterol; LDL, low-density lipoprotein cholesterol; SBP, systolic blood pressure.

### Safety

- Setmelanotide was well tolerated
- Adverse events included increased pigmentation of the skin/nevi
- Average ambulatory 24-hour blood pressure was prehypertensive at baseline and became normotensive after setmelanotide treatment

**Acknowledgments:** This study was sponsored by Rhythm Pharmaceuticals, Inc. Assistance with preparation of this poster was provided by Jonathan Morgan, PhD, Ali Rosenberg, PhD, and David Boffa, ELS, MedThink SoCom, and funded by Rhythm Pharmaceuticals, Inc.

**References:** 1. Kühnen P et al. *N Engl J Med*. 2016;375:240-246. 2. Clement K et al. *Nat Med*. 2018;24:551-555. 3. Collet TH et al. *Mol Metab*. 2017;6:1321-1329. 4. Ayers KL et al. *J Clin Endocrinol Metab*. 2018;103:2601-2612. 5. Marshall JD et al. *Eur J Hum Genet*. 2007;15:1193-1202. 6. Han JC et al. *J Clin Endocrinol Metab*. 2018;103:2707-2719. 7. Davenport JR et al. *Curr Biol*. 2007;17:1588-1594. 8. Shen W-J et al. *Biochim Biophys Acta*. 2017;1863:2477-2485. 9. Yazdi FT et al. *PeerJ*. 2015;3:e856. 10. Kim JH, Choi JH. *Ann Pediatr Endocrinol Metab*. 2013;18:161-167.

